

*Information sheet...
Smart-Fill version 9.5 with SD card data downloading.*



We have been busy over the past 2 years developing and testing the latest SmartFill version 9.5, and it will now be ready by end of October 2009.

This version has many features which simplify operation and installation of the system.

The main difference with version 9.5 is ability to use an SD memory card to transfer your data from the SmartFill to you pc. This version does not use a memory key.

We will also be continually working on a help file system that is easy to read in the SmartFill software.

Version 9.5 Features are...

At the office pc...

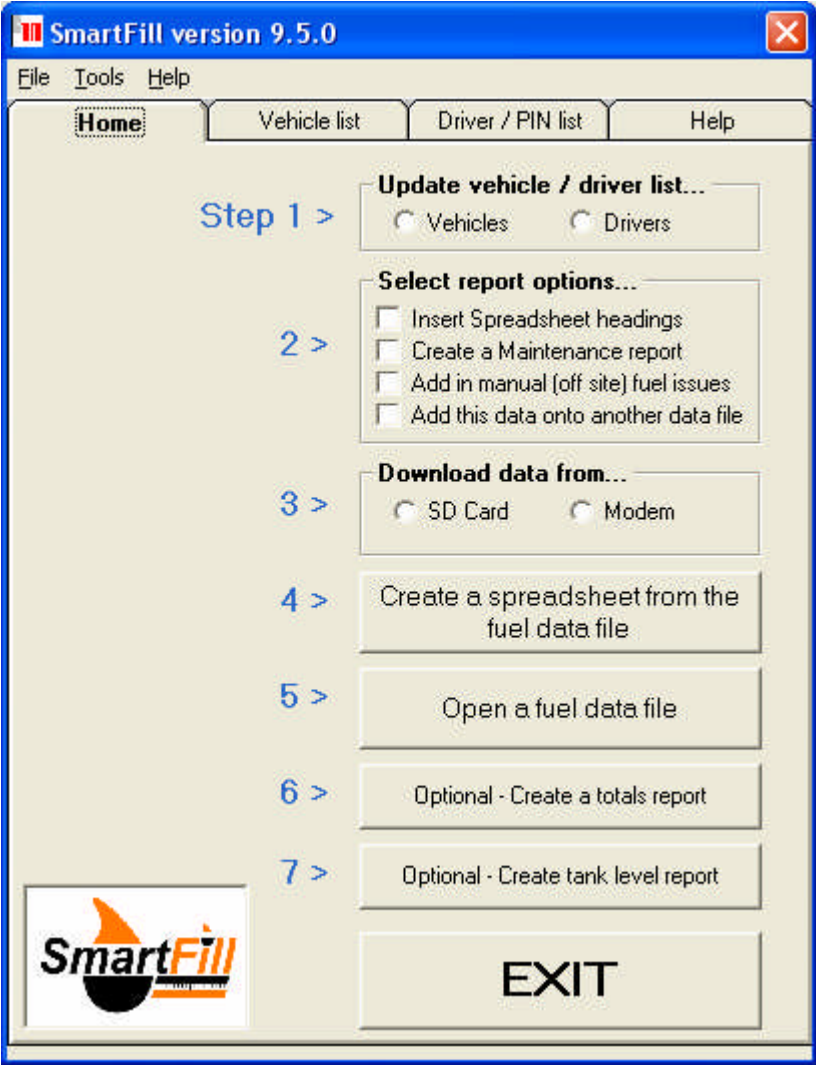
- Software is simpler to install, you no longer need to install the memory key drivers, which at times required IT assistance.
- The software is set up with tabbed pages and a more intuitive layout.
- You can save vehicle ibutton ID numbers and driver PIN numbers onto the SD card, and copy them all onto any SmartFill. So you can preload the keys and PINs in your office, not having to load them one by one at the SmartFill.
- The data downloaded from any SmartFill, now includes the serial number of the SmartFill, on both the fuel/data file and the spreadsheet that is created.
- When a download is carried out, a file with the system settings is automatically stored on the SD card. This can assist us greatly in supporting our clients.
- If there was a later upgrade required to the special processor that runs the SD card, it can be done by us simply emailing the client a file, and they place it on the SD card, the next time it is inserted into the SmartFill, it automatically updates itself.

At the Smart-Fill on the fuel dispenser...

- The memory has been increased substantially, it now has capacities of
 - 2000 vehicle id buttons (keys).
 - 2000 PIN numbers.
 - 3000 fuel issues in memory.
 - 4000 fuel issues in backup memory.
- You can backup the SmartFill keys and PIN numbers to the SD card.
- You can use the SD card to copy keys from one SmartFill to others.
- You can download data from any number of SmartFills onto 1 Sd card, because the files are all identified by their serial number in the filename.
-

Please read on for some sample screenshots of the new SmartFill software...

Easy to use tabbed page design simplifies the procedure of downloading and creating fuel data files.



SmartFill version 9.5.0

File Tools Help

Home **Vehicle list** Driver / PIN list Help

NOTE- You only need to fill in the last 6 digits of your vehicle ID buttons if you wish to save them to the SDcard, and then copy them all to the SmartFill.

Example ID Button

CC FF
00000541**1CFA3B**

Vehicle ID Key No (1 - 2000) 1

Last 6 digits of ibutton ID No 41A213

Vehicle Description Mack Truck

Registration Number BH-7855


Fleet / accounting Code T3409

Last service odometer reading 295300 Updating Speedo's

Vehicle Service Interval 20000

Save keys to SDcard Create vehicle list for viewing / printing

Click here for help



SmartFill version 9.5.0

File Tools Help

Home Vehicle list **Driver / PIN list** Help


Driver ID No 1

PIN number *****

Driver Name John Citizen

Save PINS to SDcard Create driver list for viewing / printing

Click here for help



Reset all driver names and PIN numbers.